



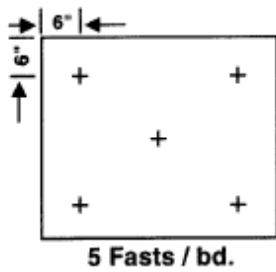
## TECHNICAL BULLETIN No. 1003

DATE: SEPTEMBER 17, 1999

### SUBJECT: INSULFOAM EPS FASTENING PATTERN

Insulfoam EPS is used in numerous types of roof application as the insulation and substrate to which a roof membrane is placed. Several of these roof systems require that our Insulfoam EPS have a coverboard such as woodfiber. These roof systems include Built-up Roofs, most Modified Bitumen systems and Totally Adhered Single-Ply Systems. When coverboards are required they can be field installed or ordered as a laminate from our facilities. Many of the aforementioned systems that require a coverboard require that the insulation and coverboard be attached to the roof deck using mechanical fasteners and plates. When this is the case the following is the minimum recommended fastening patterns for these installations:

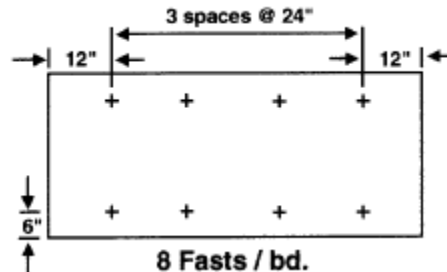
**4' x 4' Sheet**



5 Fasters / bd.

One fastener per 3.2 square feet.

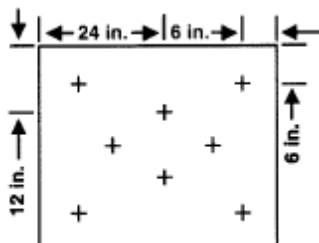
**4' x 8' Sheet**



8 Fasters / bd.

One fastener per 4.0 square feet.

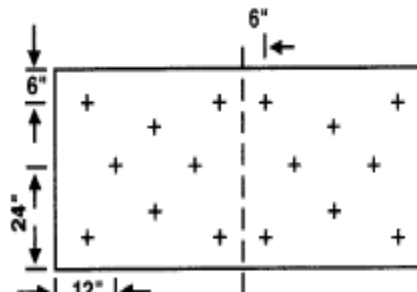
**4' x 4' Sheet**



8 Fasters / bd.

One fastener per 2 square feet.

**4' x 8' Sheet**



16 Fasters / bd.

One fastener per 2 square feet

FM 1-90 applications require approved fasteners at a rate of 1 fastener per 2 square feet.

### Insulfoam Technical Center

17001 Fish Point Road, Suite 101 • Prior Lake, MN 55372  
 952.447.5213 • [techinfo@insulfoam.com](mailto:techinfo@insulfoam.com) • [www.insulfoam.com](http://www.insulfoam.com)