

# Garage Door Insulation Kit

The largest uninsulated space in most homes is the garage door. Insulfoam's Garage Door Insulation Kit provides an easy solution for increasing the energy efficiency of your home. With no formaldehyde or ozone-depleting HCFCs, the kit is environmentally friendly and features a foam core that is 100% recyclable, providing an alternative that not only offers superior insulating properties but also promotes a cleaner, healthier environment!


- Saves Energy By Reducing Heating And Cooling Costs
- Reduces Interior Noise
- Clean, Professional Finished Product
- Simple, Easy Installation In Less Than One Hour
- Energy-Efficient Upgrades May Be Eligible For Federal Tax Credits



# Garage Door Insulation Kit


## Installation Instructions

1



**Tools Required:**  
Straight edge, utility knife, tape measure and safety goggles

2



Measure length between vertical rail A to the inside edge of vertical rail B.

3



Cut each insulation sheet to length.

4




Break off the insulation where cut.

5



Insert the excess insulation behind the vertical rails.

6



Insert the insulation sheet between horizontal rails C and D with the channeled or grooved side facing the garage door.

## Insulfoam Locations

Anchorage, Alaska  
Kent, Washington

Dixon, California  
Chino, California

Phoenix, Arizona  
Salt Lake City, Utah

Aurora, Colorado  
Mead, Nebraska

Lakeland, Florida  
Smithfield, Pennsylvania

**ENGINEERED EPS**  
Versatile - Durable - Recyclable

**INSULFOAM**<sup>®</sup>  
A CARLISLE Company

800.248.5995 • [www.insulfoam.com](http://www.insulfoam.com)